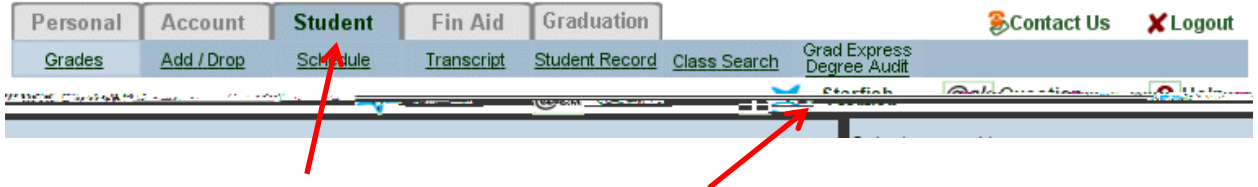



How to sign up for Success Coaching in Starfish


1. Log into Starfish via your CampusNet Account (click on "Starfish" in your Student tab).



2. Click on the "Home" link in the upper left corner, and then click the "My success network" button along the left side. You will see a "Academic Success Coaching" link. Click on the "Schedule Appointment" button.



3. Use the calendar in the upper left to select the day you would like Success Coaching (available days will be in bold), then click one of the "sign up" buttons on the right. Follow the prompts to finish scheduling your appointment.



4. If you have any questions or require additional assistance please feel free to contact the Tutoring and Academic Success Center (TASC) at 216-687-2012 or by email at tutoring@csuohio.edu